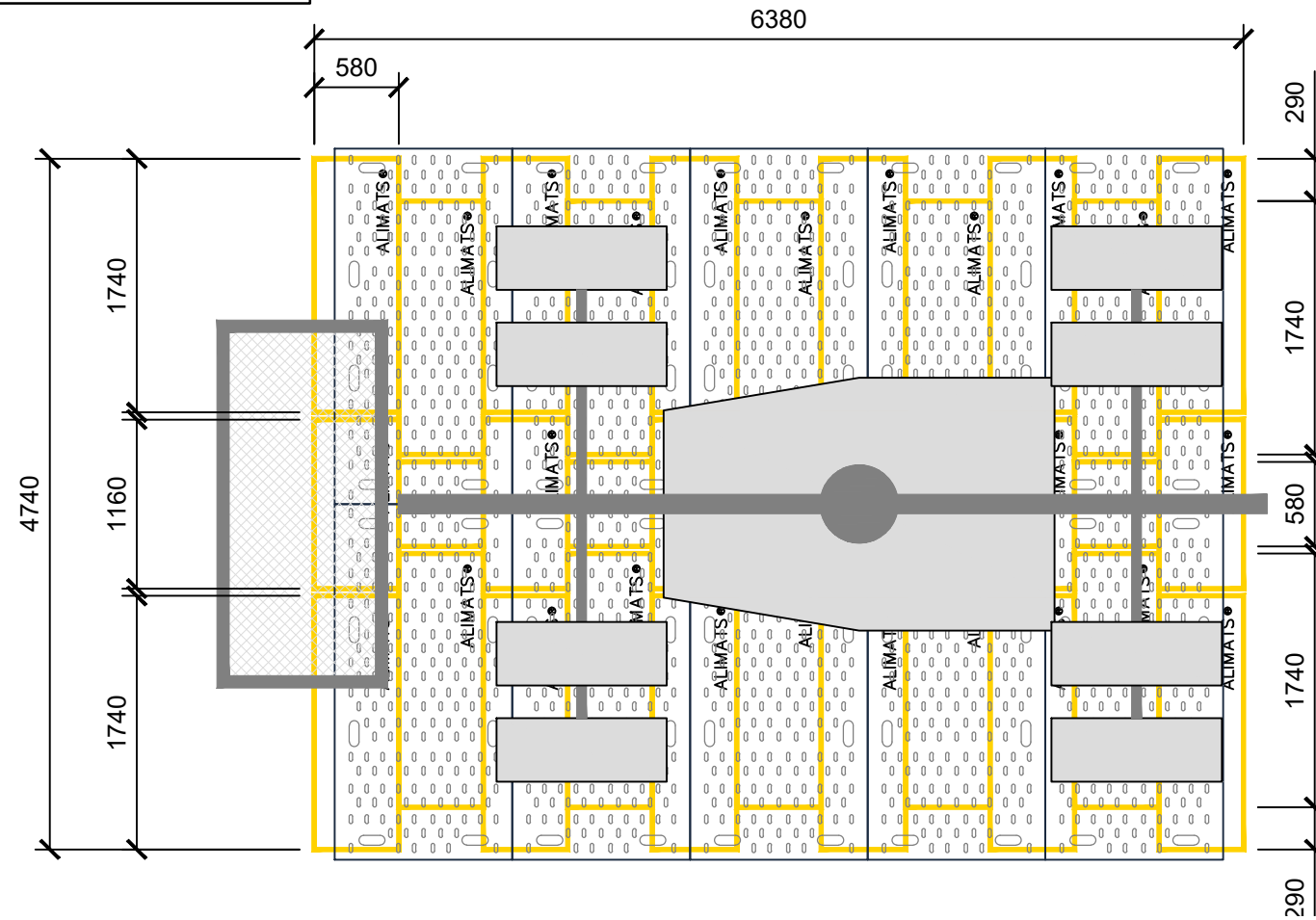
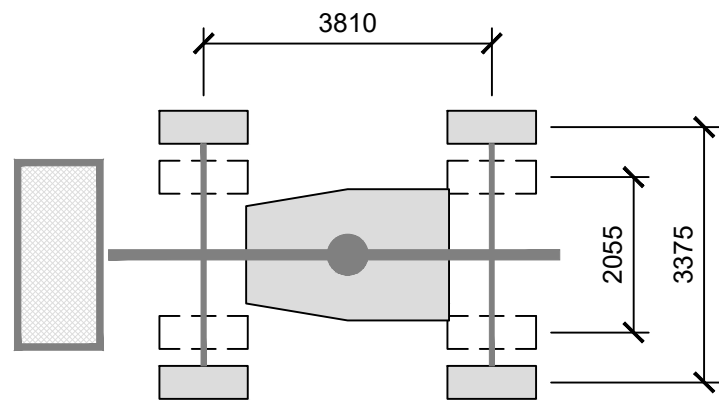


DO NOT SCALE THIS DRAWING - IF IN DOUBT ASK

Note: All Temporary Works designs should be carried out by a competent Temporary Works Engineer, it is the Temporary Works Engineers responsibility to ensure that the ALIMATS® system is suitable for their application.



Plan View of Temporary Platform Using ALIMATS® (MEWP Axles Extending / Retracting)
(MEWP AXLES SHOWN IN BOTH EXTENDED AND RETRACTED POSITIONS)



Plan View of MEWP
(1:100)

MEWP AXLES EXTENDING / RETRACTING (Drawing A-BIL-300M-GA04):

Base Layer x 2: 44 number 1740mm x 580mm x 60mm ALIMATS®.
12 number 1160mm x 580mm x 60mm ALIMATS®.
10 number 580mm x 580mm x 60mm ALIMATS®.
20 number 2440mm x 1220mm x 12mm ENDURAMAT formed over 2 layers to ensure a reduced friction layer is formed.

MEWP TRACKING (Drawing: A-BIL-300M-GA05):

Base Layer: 118 number 1740mm x 580mm x 60mm ALIMATS®.

MEWP OPERATING (Drawing: A-BIL-300M-GA06):

Top Layer: 16 number 2175mm x 580mm x 60mm ALIMATS®.
16 number 1160mm x 580mm x 60mm ALIMATS®.

MEWP TRACKING ADJACENT TO TOWER CRANE (Drawing: A-BIL-300M-GA07):

Base Layer: 26 number 1160mm x 580mm x 60mm ALIMATS®.

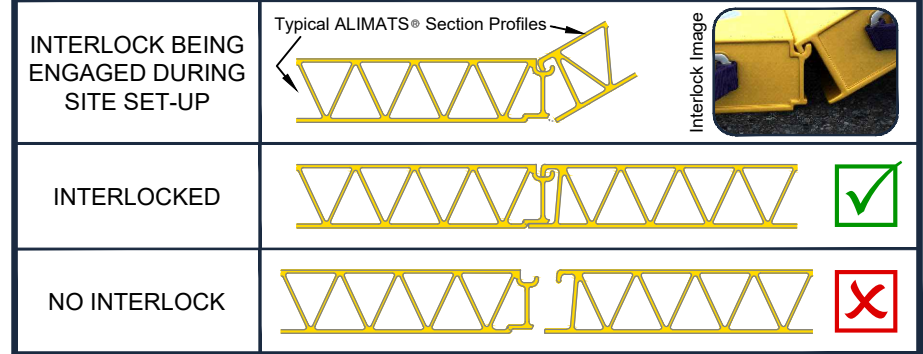
Totals (if full track required):

162 number 1740mm ALIMATS®.
54 number 1160mm ALIMATS®.
10 number 580mm ALIMATS®.
40 number 2440mm ENDURAMAT.
16 number 2175mm ALIMATS®.

Note: Based on 2 number MEWPS.

IMPORTANT NOTICE - MODULE INTERLOCK:

Brilliant Ideas Ltd manufacture ALIMATS® from extruded Aluminium and the system has a fully patented interlocking design which enables monolithic action and bi-directional load spread. To ensure the system works as structurally intended the interlock must be engaged along the longitudinal joints.



Guidance on site placement refer to document: **Risk Assessment / Site Placement Guidelines**

Revision	Description	Date	Initial	Checked



Brilliant Ideas Ltd
New House Farm
Belper Road
Bradley
Ashbourne
DE6 1LP
Telephone: +44 (0) 1335 345 111
Website: www.brilliantideasltd.co.uk

Drawing Title:
**JLG Boom Lift Model 1850SJ
Temporary Platform Proposal
Kings Cross**

Drawn By: DW	Scale @ A3: NTS
Checked By: KH	Date: 04/02/2021
Drawing Number: A-BIL-300M-GA04	Revision: C